

First Time User Guide

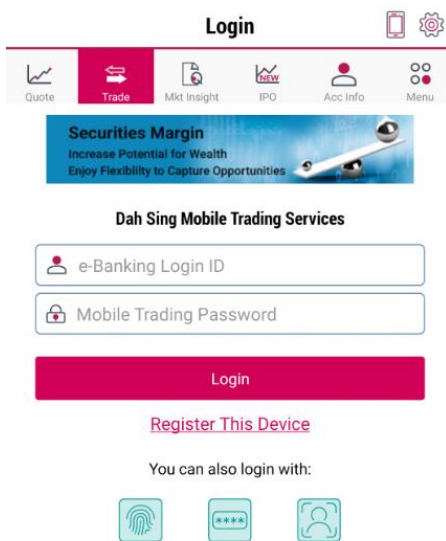
Download the Native App



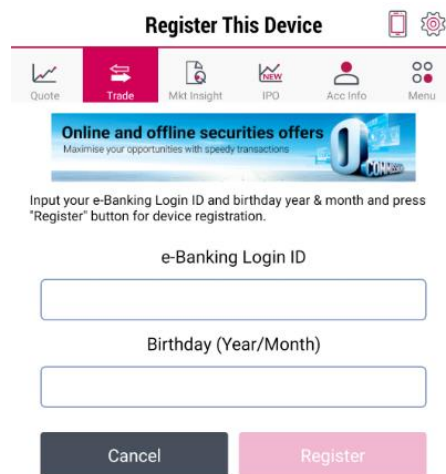
Search "**Dah Sing Bank**" in Apple App Store or Google Play Store to download "**Securities Trading App+**" Native App.

Register Mobile Device

To safeguard your trading activities, you have to register your mobile device(s) and setup mobile trading password before login and trade.



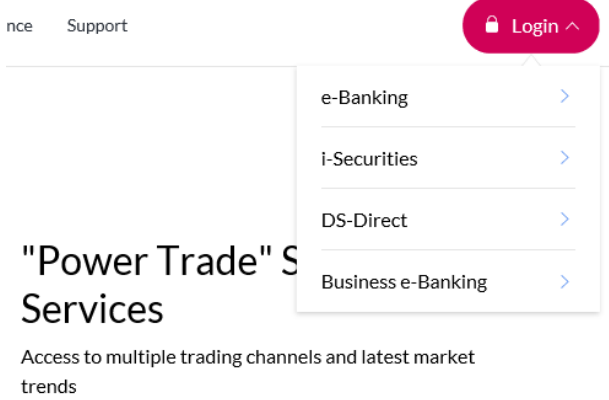
Open the Native App and tap "**Register This Device**" in "**Trade**" page.



Input your "**e-Banking Login ID**" and "**Birthday**". Then tap "**Register**".

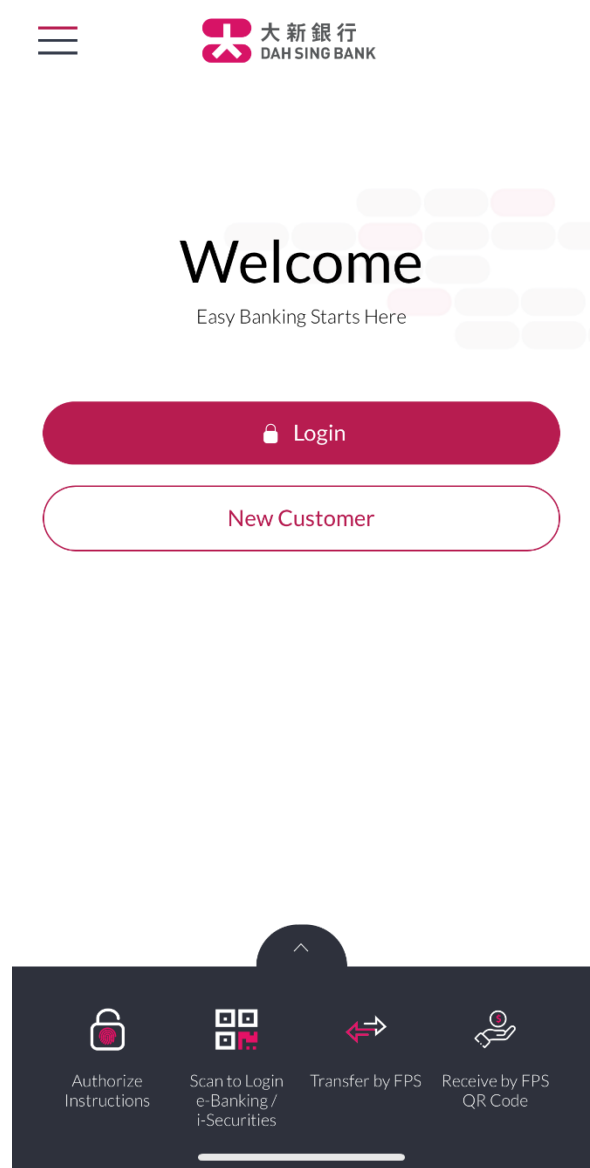
In the next step, you have to setup **Mobile Securities Trading password** & **activate the device** via **e-Banking** or **Mobile Banking**.

via Dah Sing Bank Website - e-Banking

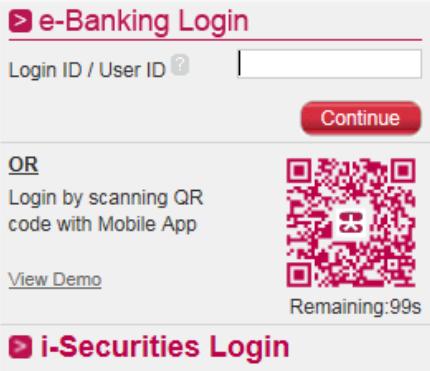


Login Dah Sing Bank **e-Banking**
(www.dahsing.com) via **Microsoft Edge** with a
Personal Computer.

via Dah Sing Bank Apps - Mobile Banking



Login **Mobile Banking** via **Dah Sing Bank Apps**
with a **Mobile Device**




e-Banking Login

Login ID / User ID

Continue

OR

Login by scanning QR code with Mobile App



View Demo

i-Securities Login

Remaining: 99s

Input your **e-Banking User ID**, then click "**Continue**".

Login ID

Password

Password Login

[Forgot Login ID or Password?](#)

Or



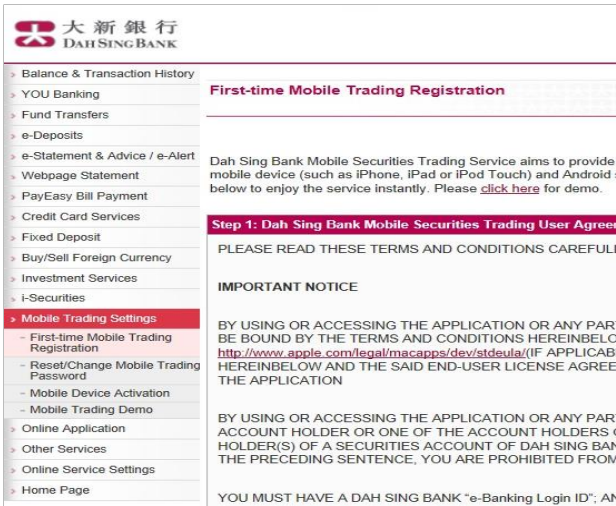
Facial Recognition



Security Passcode

[New User? Register for e-Banking](#)

Input your **Mobile Banking User ID** and **Mobile Banking password**, then click "**Login**".



大新銀行
DAH SING BANK

- Balance & Transaction History
- YOU Banking
- Fund Transfers
- e-Deposits
- e-Statement & Advice / e-Alert
- Webpage Statement
- PayEasy Bill Payment
- Credit Card Services
- Fixed Deposit
- Buy/Sell Foreign Currency
- Investment Services
- i-Securities
- Mobile Trading Settings**
 - First-time Mobile Trading Registration
 - Reset/Change Mobile Trading Password
 - Mobile Device Activation
 - Mobile Trading Demo
- Online Application
- Other Services
- Online Service Settings
- Home Page

First-time Mobile Trading Registration

Dah Sing Bank Mobile Securities Trading Service aims to provide mobile device (such as iPhone, iPad or iPod Touch) and Android below to enjoy the service instantly. Please [click here](#) for demo.

Step 1: Dah Sing Bank Mobile Securities Trading User Agreement

PLEASE READ THESE TERMS AND CONDITIONS CAREFULLY

IMPORTANT NOTICE

BY USING OR ACCESSING THE APPLICATION OR ANY PART THEREOF, YOU WILL BE BOUND BY THE TERMS AND CONDITIONS HEREINBELOW. PLEASE VISIT <http://www.apple.com/legal/macapps/dev/stdesula/> (IF APPLICABLE) FOR THE FULL TEXT OF THE TERMS AND CONDITIONS HEREINBELOW AND THE SAID END-USER LICENSE AGREEMENT FOR THE APPLICATION.

BY USING OR ACCESSING THE APPLICATION OR ANY PART THEREOF, YOU WILL BE BOUND BY THE TERMS AND CONDITIONS HEREINBELOW. PLEASE VISIT <http://www.apple.com/legal/macapps/dev/stdesula/> (IF APPLICABLE) FOR THE FULL TEXT OF THE TERMS AND CONDITIONS HEREINBELOW AND THE SAID END-USER LICENSE AGREEMENT FOR THE APPLICATION.

YOU MUST HAVE A DAH SING BANK "e-Banking Login ID". AN

Click "**Mobile Trading Settings**" → "**First-time Mobile Trading Registration**" in the left menu. Read and acknowledge User Agreement and other terms.

What service are you looking for?

Transfers & Payments

Wealth

Applications

Services

Rewards

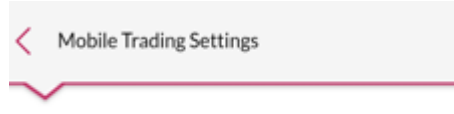
Settings

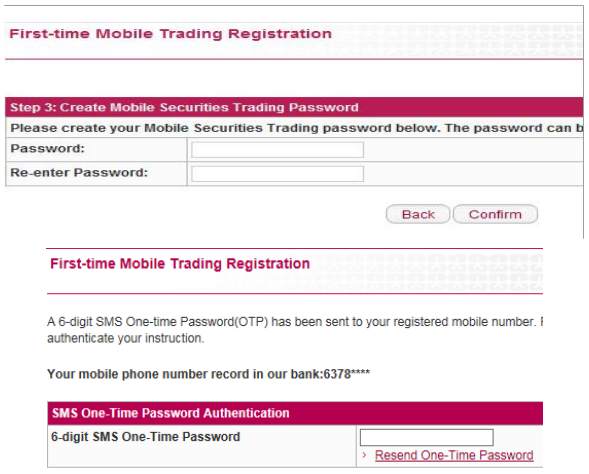

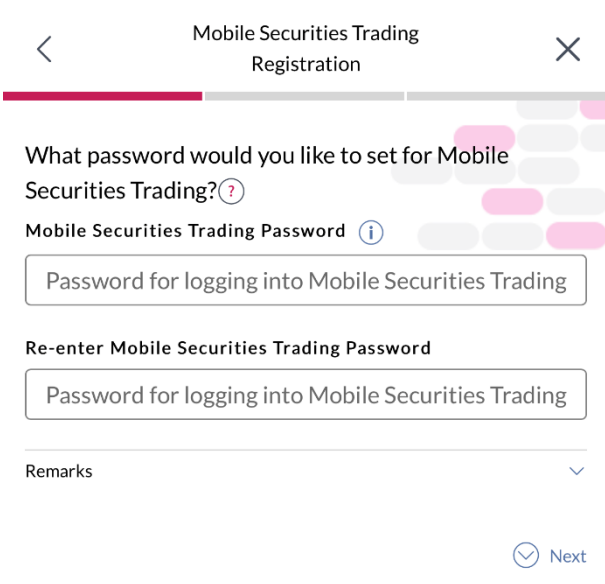
Settings **Logout**

User Settings

Transaction Settings

Mobile Trading Settings

| | |
|--|--|
| |  <p>Mobile Trading Settings</p> <p>First-time Mobile Trading Registration</p> <p>Click "Settings" → "Mobile Trading Settings" → "First-time Mobile Trading Registration" in the menu.</p> |
|--|--|

| | |
|---|--|
| <p>Create Mobile Securities Trading Password</p>  <p>First-time Mobile Securities Trading Password</p> <p>Please create your Mobile Securities Trading password below. The password can be:</p> <p>Password: <input type="password"/></p> <p>Re-enter Password: <input type="password"/></p> <p>Back Confirm</p> <p>First-time Mobile Securities Trading Password</p> <p>A 6-digit SMS One-time Password(OTP) has been sent to your registered mobile number. It authenticates your instruction.</p> <p>Your mobile phone number record in our bank: 6378****</p> <p>SMS One-Time Password Authentication</p> <p>6-digit SMS One-Time Password <input type="text"/></p> <p>Resend One-Time Password</p> <p>If customer who has not activated Security Authentication Service, after setting up the Mobile Securities Trading password, you have to input the "SMS One-Time-Password" sent to your registered mobile number by the Bank within the preset timeframe for authentication, then click "Confirm".</p> <p>How to proceed security authentication?</p> <ol style="list-style-type: none"> 1. Open the "Dah Sing Bank" Mobile Application on designated mobile device that has activated Security Authentication Service. 2. Click the  option at the bottom of Home page. 3. Verify and confirm the instruction by any activated security authentication method(s). <p>If customer has activated Security Authentication Service (Note 1), after setting up the Mobile Securities Trading password, you can simply verify and confirm it by any activated Security Authentication method(s) above.</p> | <p>Create Mobile Securities Trading Password</p>  <p>Mobile Securities Trading Registration</p> <p>What password would you like to set for Mobile Securities Trading? ?</p> <p>Mobile Securities Trading Password i</p> <p><input type="password"/></p> <p>Re-enter Mobile Securities Trading Password</p> <p><input type="password"/></p> <p>Remarks v</p> <p>Next</p> <p>Input the Mobile Securities Trading password, then click "Next".</p> |
|---|--|

Mobile Device Activation

First-time Mobile Trading Registration

Your password for mobile securities trading has been accepted. Please click "Mobile Device Activation" to activate device(s). If you have already activated your mobile device, you may login the mobile device to experience the fast mobile securities trading service.

[Mobile Device Activation](#)

After setting up the password, click "Mobile Device Activation"

Mobile Device Activation

The following mobile device(s) have been registered to use the Dah Sing Bank Mobile Securities Trading Service. activate, deactivate or delete the individual mobile device below to update the activation status. The new activation is effective in your next login to Dah Sing Bank Mobile Securities Trading Application.

| Name of Registered Device * | Registration Request Date | Current Status |
|-----------------------------|---------------------------|----------------|
| iPhone | 29-05-2012 11:24:24 | Activate |
| iPad3 | 11-06-2012 10:35:22 | Activate |
| DEVICE | 12-07-2012 18:37:17 | Activate |
| DEVICE2 | 26-07-2012 13:06:54 | Activate |
| DEVICE3 | 31-07-2012 16:37:45 | Deactivate |

Notes:

- * You may assign a name for your mobile device(s) for easy identification. (e.g. My iPhone)
- * The setting of current status
 - Activate: To activate the mobile device for using the Service
 - Deactivate: To temporarily suspend the mobile device for using the Service (you can re-activate the mobile device in the future)
 - Delete: To deregister a particular mobile device for using the Service (you will need to submit the mobile device registration to re-register for the Service)
- * For enquiries, please call 2828-7028.

[Confirm](#)

Activate the registered device by selecting "**Activate**" (Note 2).

Mobile Device Activation

An 6-digit SMS One-time Password(OTP) has been sent to your registered mobile number. Please enter the following information to authenticate your instruction.

Your mobile phone number record in our bank: 9555****

SMS One-Time Password Authentication

6-digit SMS One-Time Password

If you do not receive the SMS within 30s, please [click here](#) to resend the One-Time Password.


Remarks:

- SMS notification will be sent by the Bank after you have successfully completed the instruction. Please make sure your mobile phone number registered with the Bank is accurate and up-to-date. Otherwise, please [click here](#) to download the Customer Information Amendment Form and complete and submit the Form to any branch in person to update your mobile phone number. You should only process the mobile device activation after the change has taken effect.
- Even if you have subscribed for the "SMS Forwarding Service" provided by telecommunication service providers in Hong Kong, the SMS for the above transaction will only be sent to the mobile phone number registered with the Bank and such SMS will not be forwarded to any other mobile phone number.
- Please call our Customer Service Hotline at 2828-7028 during office hours for assistance.

[Back](#) [Proceed](#)

If customer who has not activated Security Authentication Service, you have to input the "SMS One-Time-Password" for authentication, then click "Proceed".

How to proceed's security authentication?

- Open the "Dah Sing Bank" Mobile Application on designated mobile device that has activated Security/Authentication Service
- Click the  option at the bottom of Home page
- Verify and confirm the instruction by any activated security authentication method(s).

If customer has activated Security Authentication Service (Note 1), you can activate the mobile device by any activated Security Authentication method(s) above.

Mobile Securities Trading Registration

Fill in Details

Name of Registered Mobile Device ⓘ Sony White

Activate this mobile device

Remarks

[Proceed](#)

After setting up the password, activate the registered device by selecting "**Activate this mobile device**" (Note 2).

Mobile Securities Trading Registration

Fill in Details

Name of Registered Mobile Device ⓘ Sony White

Activate this mobile device

Remarks

Mobile Securities Trading Registration

I confirm that I have read and understand the following:

- Master Terms and Conditions
- Dah Sing Bank Mobile Securities Trading User Agreement
- Terms and Conditions for Registration of Mobile Device and Current Risk Disclosure Statement Acknowledgement

[Confirm](#)

Read the **Master Terms and Conditions, Dah Sing Bank Mobile Securities Trading User Agreement and Terms and Conditions for Registration of Mobile Device and Current Risk Disclosure Statement Acknowledgement**. If you agree, tick the relevant documents, then click "**Confirm**"

| | |
|--|--|
| <p>Mobile Device Activation</p> <p>Your request has been successfully processed. Please click "Mobile Device Activation" to view or update mobile device activation status. Or you may access to other functions on the left menu.</p> <p>Mobile Device Activation</p> <p>After activation, you can check the updated status via "Mobile Device Activation".</p> | <p>Mobile Securities Trading Registration</p> <p>A 6-digit One-Time-Password (OTP) has been sent to your registered mobile number +852 5580**** via SMS. Please enter the OTP to authenticate your instruction.</p> <p>SMS OTP can be resent after 96 seconds</p> <p>Remarks</p> <ol style="list-style-type: none"> Please make sure that the mobile phone number which you registered with us is correct and up-to-date. To update your mobile phone number, click here to download the Customer Information Amendment Form. Complete and submit the form to any branch in person. If you have subscribed to an SMS forwarding service with your network provider, the SMS OTP will only be sent to the registered mobile phone number and will not be forwarded to any other number. <p>Proceed</p> <p>Input the "SMS One-Time-Password" for authentication, then click "Proceed".</p> <p>Mobile Securities Trading Registration</p> <p>✓ Your Mobile Securities Trading Registration was successful!</p> <p>What you can do next</p> <p>Experience the Dah Sing Mobile Securities Trading Mobile App Mobile Securities Trading Mobile App</p> <p>Done</p> <p>After activation, you can click "Done" and check the updated status via "Mobile Trading Settings".</p> |
|--|--|

You may login your activated device(s) and trade now!

Note 1: If you want to understand more about Security Authentication Service, please go to our bank's website.

Note 2: Customer can register and activate more than one mobile device. During the activation, please change the name as your mobile model in "Name of Registered Mobile Device" for easier checking later on.