

First Time User Guide

Download the Native App



Search "**Dah Sing Bank**" in Apple App Store or Google Play Store to download "**US Securities Trading App**" Native App.

Register Mobile Device

To safeguard your trading activities, you have to register your mobile device(s) and setup mobile trading password before login and trade.



Dah Sing Mobile Trading Services (US Stock)

[Reset Mobile Trading Password](#)

LOGIN

[Register This Device](#) ⓘ

Security Tips:
Regularly change your Mobile Trading Password.
Do not allow any person to use your Mobile Trading Password.

DISCLAIMER: Dah Sing Bank and Third Party Information Providers endeavour to ensure the



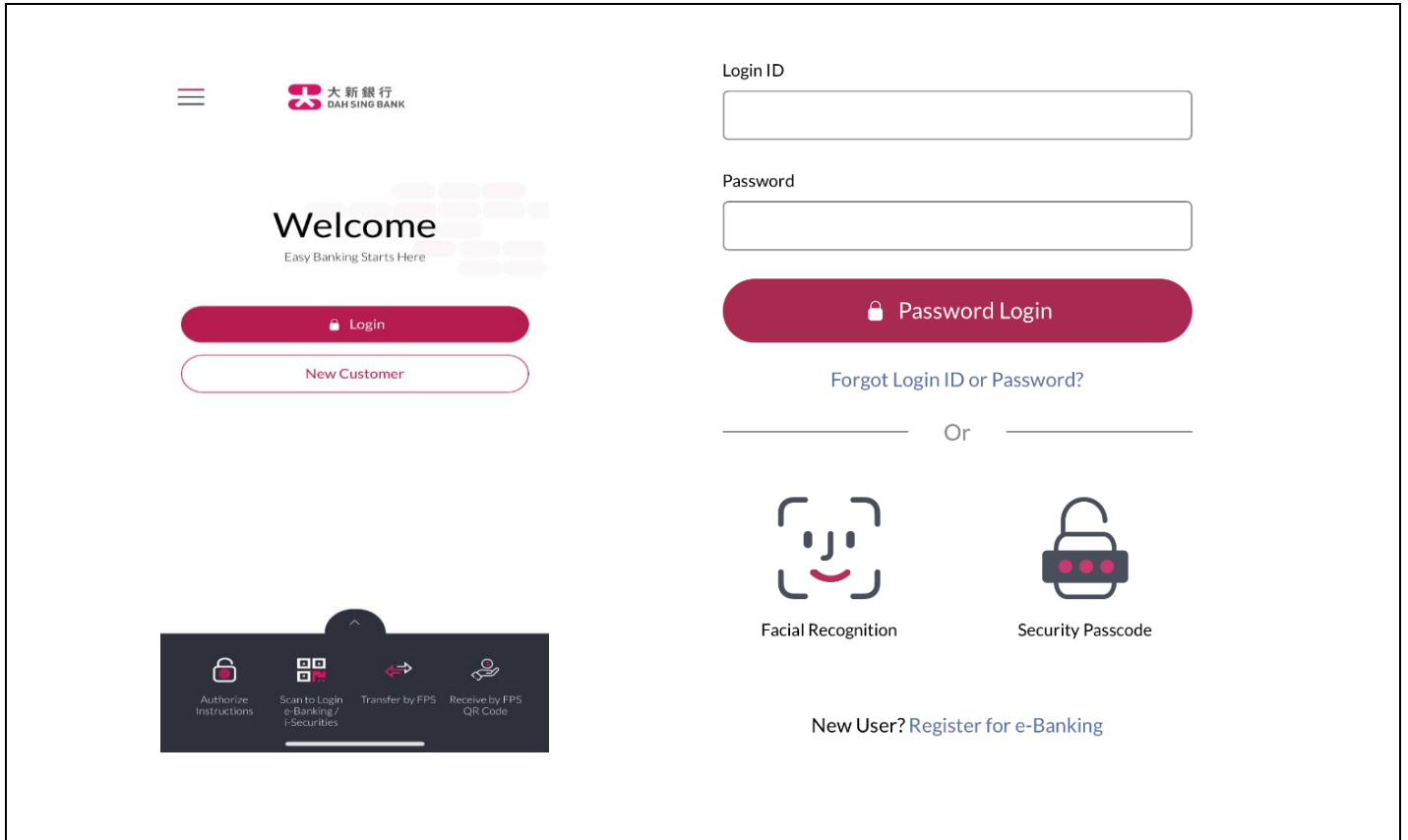
Device Registration

Please enter your e-Banking Username, Year and Month of Birth, and press the "Register" button to use Dah Sing Bank's mobile securities trading service on this device.

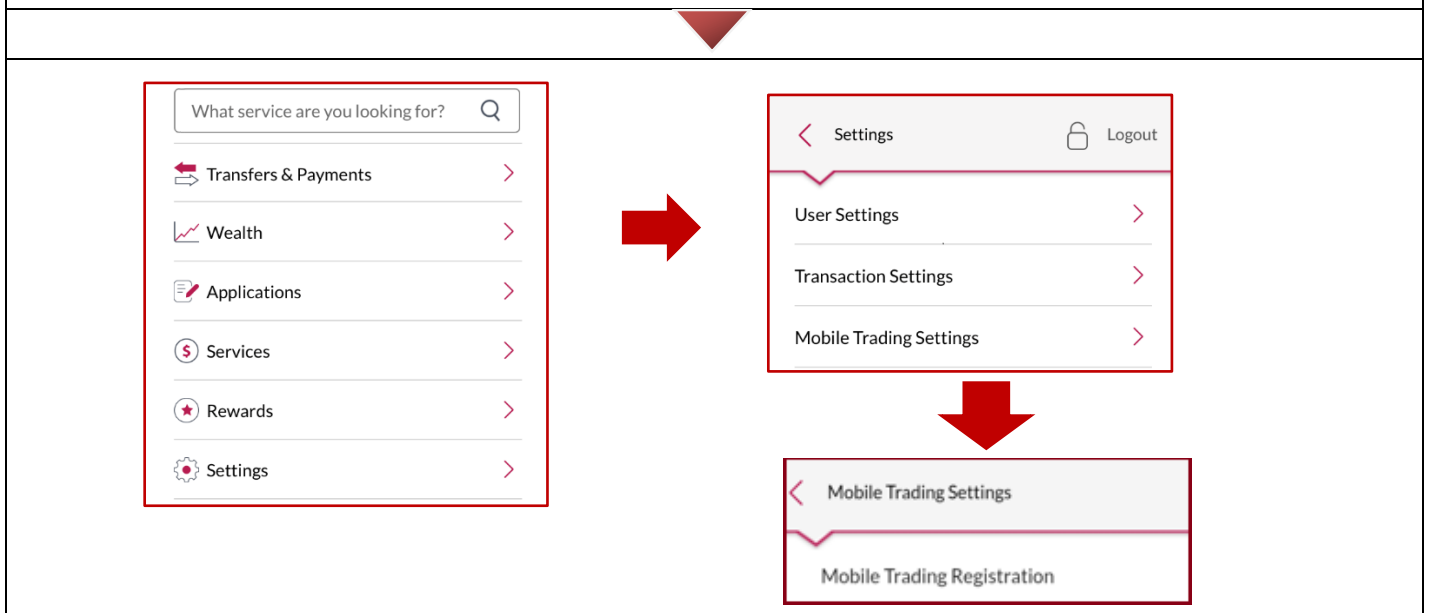
Click [here](#) to watch demo of device registration and you should login Mobile Banking to set your Mobile Trading Password and activate the device. Then you can use the Mobile Security Trading Service.

Cancel **Register**

Step 1: Press "**Register This Device**". Input "**e-Banking Login ID**" and "**Birthday**". Then tap "**Register**".



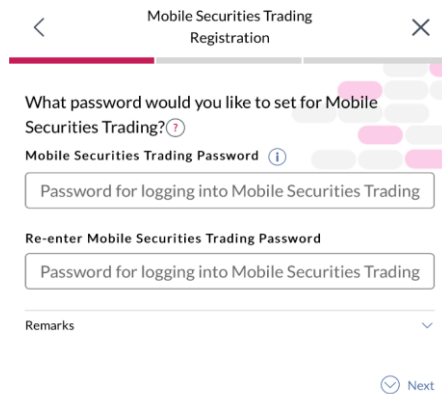
Step 2: Login "**Dah Sing Bank Apps**" - "**Mobile Banking**". Input your Mobile Banking User ID and Mobile Banking password, then click "**Login**". (Note 1)



Step 3: Click "**Settings**" → "**Mobile Trading Settings**" → "**Mobile Trading Registration**" in the menu.

Remarks: Users first time to activate the Dah Sing Mobile App must setup "Mobile Securities Trading password" & "Activate the device". If activated "Securities Trading App+", please skip to step 5 to activate the device directly.

Create Mobile Securities Trading Password



Mobile Securities Trading Registration

What password would you like to set for Mobile Securities Trading?

Mobile Securities Trading Password

Password for logging into Mobile Securities Trading

Re-enter Mobile Securities Trading Password

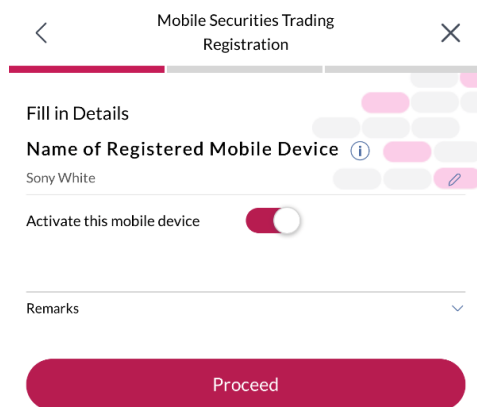
Password for logging into Mobile Securities Trading

Remarks

Next

Step 4: Input the Mobile Securities Trading password, then click **"Next"**.

Mobile Device Activation



Mobile Securities Trading Registration

Fill in Details

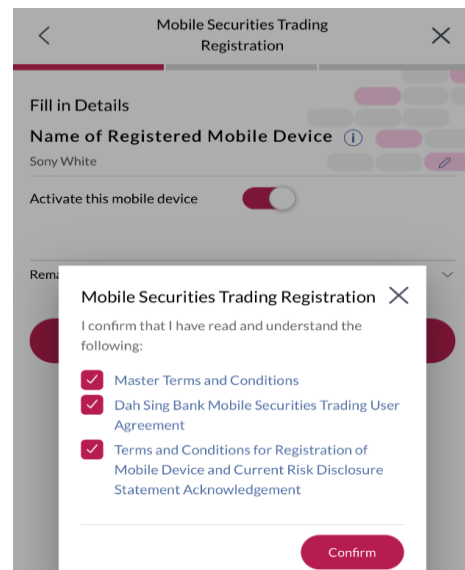
Name of Registered Mobile Device

Sony White

Activate this mobile device

Remarks

Proceed



Mobile Securities Trading Registration

Fill in Details

Name of Registered Mobile Device

Sony White

Activate this mobile device

Remarks

Mobile Securities Trading Registration

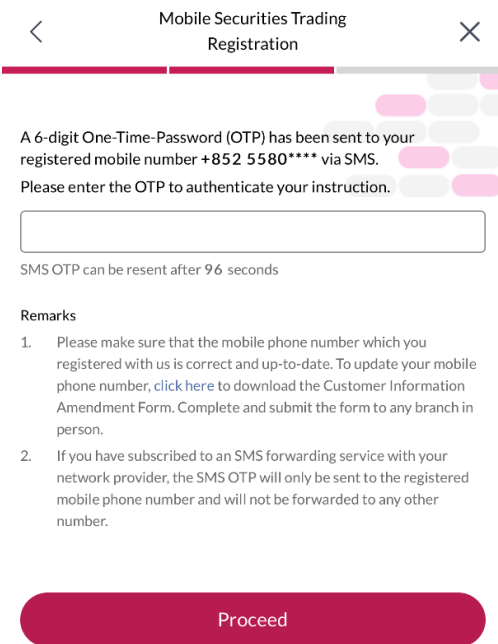
I confirm that I have read and understand the following:

- Master Terms and Conditions
- Dah Sing Bank Mobile Securities Trading User Agreement
- Terms and Conditions for Registration of Mobile Device and Current Risk Disclosure Statement Acknowledgement

Confirm

Step 5: Activate the registered device by selecting **"Activate this mobile device"** (Note 2).

Remarks: Read the Master Terms and Conditions, Dah Sing Bank Mobile Securities Trading User Agreement and Terms and Conditions for Registration of Mobile Device and Current Risk Disclosure Statement Acknowledgement. If you agree, tick the relevant documents, then click "Confirm".



Mobile Securities Trading Registration

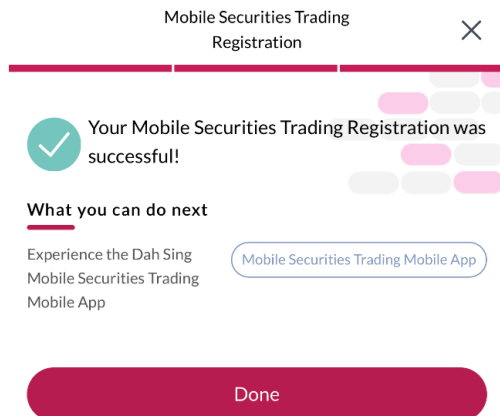
A 6-digit One-Time-Password (OTP) has been sent to your registered mobile number +852 5580**** via SMS.
Please enter the OTP to authenticate your instruction.

SMS OTP can be resent after 96 seconds

Remarks

1. Please make sure that the mobile phone number which you registered with us is correct and up-to-date. To update your mobile phone number, [click here](#) to download the Customer Information Amendment Form. Complete and submit the form to any branch in person.
2. If you have subscribed to an SMS forwarding service with your network provider, the SMS OTP will only be sent to the registered mobile phone number and will not be forwarded to any other number.

Proceed



Mobile Securities Trading Registration

✓ Your Mobile Securities Trading Registration was successful!

What you can do next

Experience the Dah Sing Mobile Securities Trading Mobile App

Mobile Securities Trading Mobile App

Done

Step 6: Input the **"SMS One-Time-Password"** for authentication, then click **"Proceed"**. After activation, you can click **"Done"** and check the updated status via **"Mobile Trading Settings"**.



You may login your activated device(s) and trade now!

Note 1: If you want to understand more about Security Authentication Service, please go to our bank's website.

Note 2: Customer can register and activate more than one mobile device. During the activation, please change the name as your mobile model in **"Name of Registered Mobile Device"** for easier checking later on.